

**HOW TO APPLY  
TO THE TORONTO SKETCH COMEDY FESTIVAL 2022  
USING FILM FREEWAY**


FilmFreeway is an online platform for filmmakers to submit their films to hundreds of film festivals globally. This year, the Toronto Sketch Comedy Festival will accept LIVE (In Person) and ONLINE (Digital) submissions on FilmFreeway.

**Here is a step by step guide to help you apply to TOsketchfest22:**

**1) SIGN UP TO FILMFREEWAY**

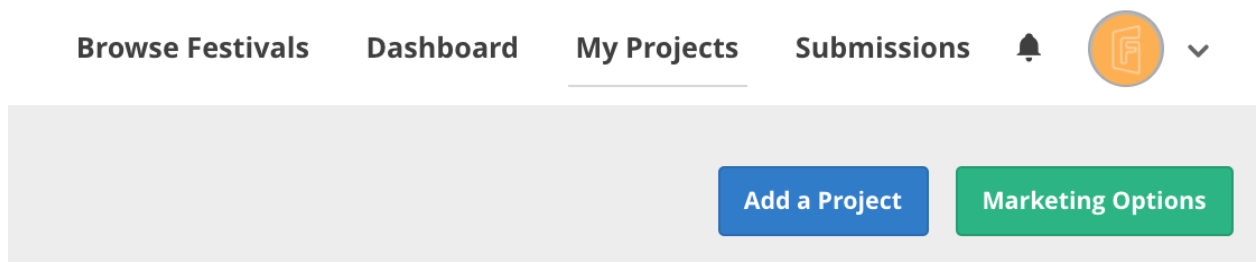
Signing up is free! FilmFreeway also has a [Gold membership](#) option, but it is not required.

Visit [FilmFreeway.com](https://www.filmfreeway.com) and click Sign Up in the top right hand corner, or Log In if you already have an account.



**2) ADD A PROJECT: Step 1**

Once you are signed in, click on the “My Projects” tab in the top right hand corner, then click the blue “Add a project” button.



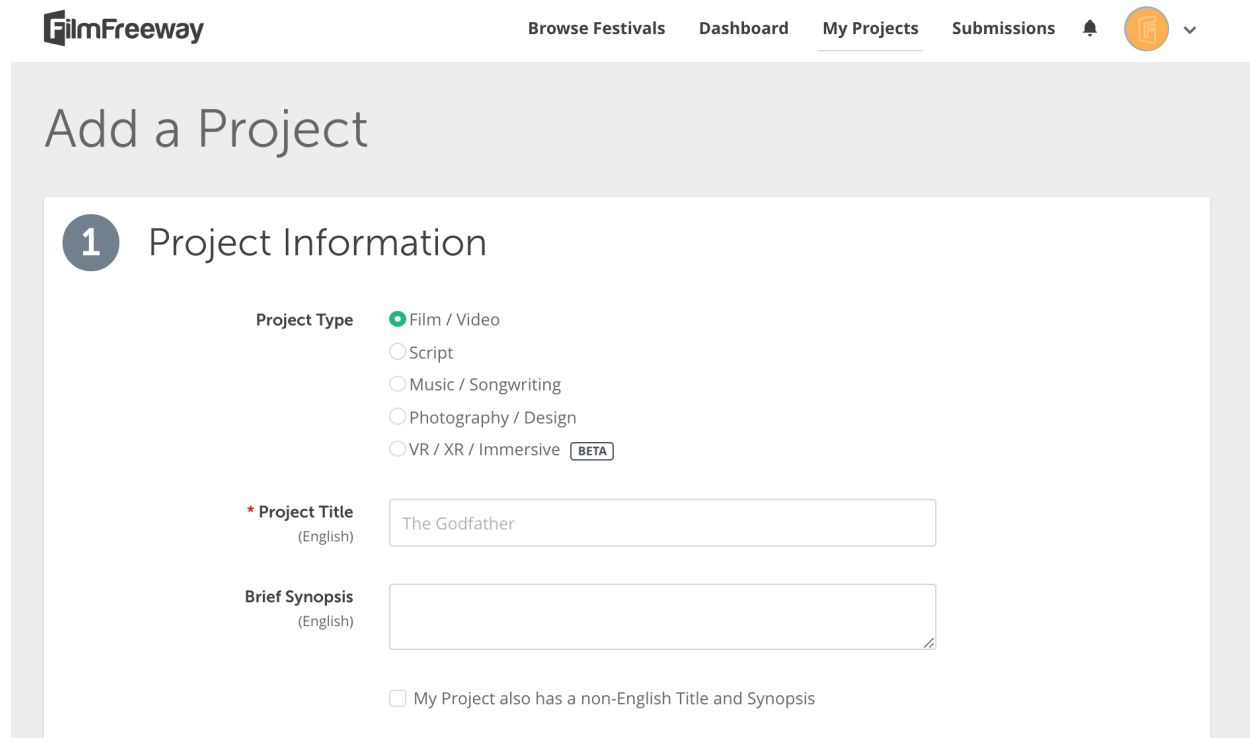
**3) ADD A PROJECT: Step 2**

This is your opportunity to provide information about your LIVE -or- ONLINE submission, and your troupe, collective or solo act.

Although not every field is mandatory, we strongly encourage you to use every opportunity to provide as much information about your project/submission. This will provide useful context for the jury and programmers when selecting work.

Choose the Film/Video option under “Project Type” for both LIVE -and- ONLINE submissions.

FilmFreeway was originally created for filmmakers, so some fields may not be relevant to your project - that is okay!



The screenshot shows the 'Add a Project' form on the FilmFreeway website. The navigation bar at the top includes 'FilmFreeway', 'Browse Festivals', 'Dashboard', 'My Projects', 'Submissions', a notification bell, and a user profile icon. The main heading is 'Add a Project'. Below it, a numbered step indicator '1' is followed by 'Project Information'. The form contains the following fields:

- Project Type:** Radio buttons for 'Film / Video' (selected), 'Script', 'Music / Songwriting', 'Photography / Design', and 'VR / XR / Immersive' (with a 'BETA' badge).
- \* Project Title (English):** A text input field containing 'The Godfather'.
- Brief Synopsis (English):** A large text area for the synopsis.
- My Project also has a non-English Title and Synopsis

#### 4) ADD A PROJECT: Step 3

This is your opportunity to add the video for your LIVE -or- ONLINE submission.

You can upload a video file up to 10 GB, or provide a YouTube or Vimeo link.

You can also provide additional information or materials for your submission here including photos, bios, press kits etc.

Click the blue “Save” button.

FilmFreeway

Browse Festivals Dashboard My Projects Submissions

Sketch "How To" Test

View Project Edit Project Project File Privacy Marketing Options

### Add an Online Screener

Link or upload your video. Only festivals you submit to can view your video.

**Upload**

Upload a high-quality video file, up to 10 GB.

[Choose File](#)

Your file will begin uploading immediately.

**Link**

If your video is on Vimeo or YouTube, simply paste the URL and password below.

URL

Example: vimeo.com/48425421

Password (optional)

[Save](#)

## 5) READY TO SUBMIT

Once you have all of the information and video for your submission project uploaded and saved, click on the “Browse Festivals” tab in the top right hand corner.

Search for “Toronto Sketch Comedy Festival” then select the green “Submit Now” button, or the blue “Submit Again” button (pictured below).

The screenshot shows the FilmFreeway interface. At the top, there are navigation links: Browse Festivals, Dashboard, My Projects, Submissions, and a notification bell. A search bar contains the text 'Toronto Sketch Comedy Festival' and a blue 'Search' button. Below the search bar, there are filter options: 'Filters' with a 'Clear Filters' link, '7543 festivals match your criteria', and 'Sort by: Relevance'. On the left, a 'Call for Entries' sidebar shows 'Open & Closed' selected and 'Open Only' unselected. The main area displays a festival card for 'The Toronto Sketch Comedy Festival' with a logo, location 'Toronto, ON, Canada', '16 Years', a 'GOLD' badge, and a 'Final Deadline: December 1, 2021'. Buttons for 'View Festival' and 'Submit Again' are visible.

## 6) SELECT THE CATEGORY

If you have multiple projects uploaded to FilmFreeway, please select the project you wish to submit from the “Select Project” drop down menu in the left corner.

Choose which category you want the project considered for: LIVE or ONLINE.

Fill out the two additional questions about demographics and cast/creative crew, then select the blue “Add to Cart” button, or green “Add To Cart and Checkout” button.

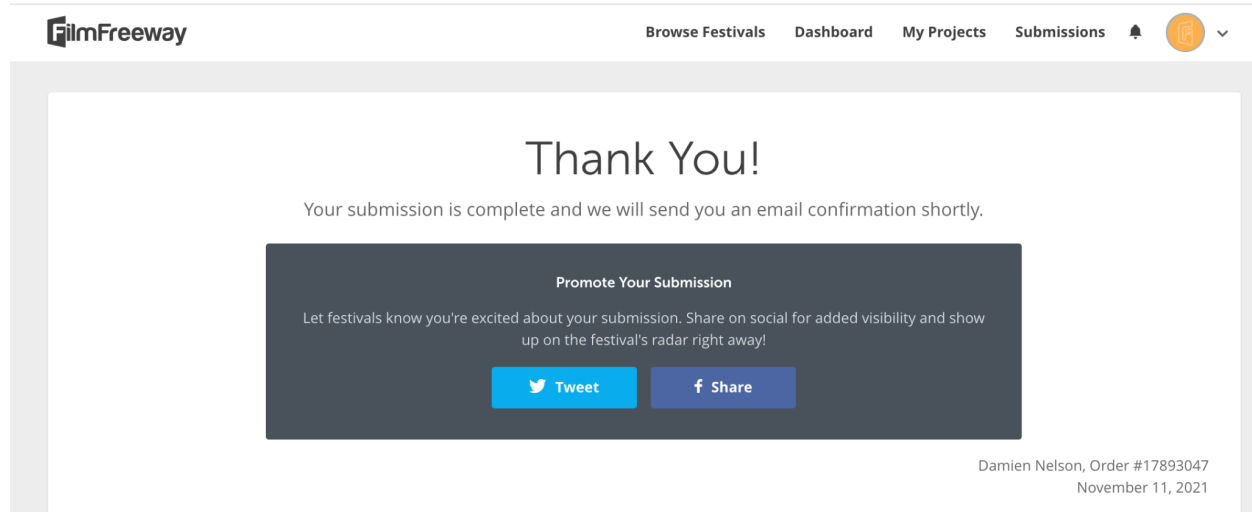
The screenshot shows the festival selection page. At the top, it says 'The Toronto Sketch Comedy Festival' with a close button. Below is a 'Select Project' dropdown menu showing 'Sketch "How To" Test'. Underneath, it says 'Select all categories you wish to enter:'. A table lists the categories and fees:

Category	Fee
Toronto Sketch Comedy Festival - Online	Standard: \$20.41 <input checked="" type="checkbox"/>
	Gold Members: \$18.37 <input type="checkbox"/>
Toronto Sketch Comedy Festival - LIVE	Standard: \$20.41 <input type="checkbox"/>
	Gold Members: \$18.37 <input type="checkbox"/>

## 7) CHECK OUT

You will then be taken to a “Cart Summary” page where you can confirm the “order”, add a cover letter, and enter payment information.

Click the green “Complete Order” button, then your submission is complete and you will receive an email confirmation (check your spam box!)



You're done! Now our Festival Jury will watch up to ten minutes of all submissions to help decide the 2022 Toronto Sketch Comedy Festival lineup.

### **TALK TO US:**

If entry fees are a barrier for you to submit to the Toronto Sketch Comedy Festival, please reach out to [damien@torontosketchfest.com](mailto:damien@torontosketchfest.com) for additional options.

Do you have a show that's outside the box? Not sure if your work is a good fit? Reach out to us to discuss before completing your application with any questions or ideas. Email us at [info@torontosketchfest.com](mailto:info@torontosketchfest.com).

For full information about Festival Submissions please visit:

<https://www.torontosketchfest.com/2021/10/01/submissions-for-tosketchfest22/>